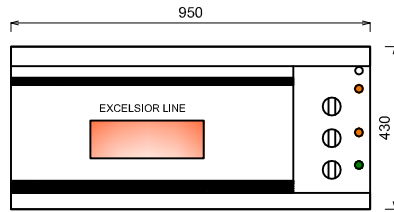
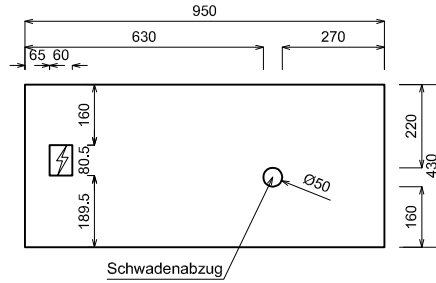


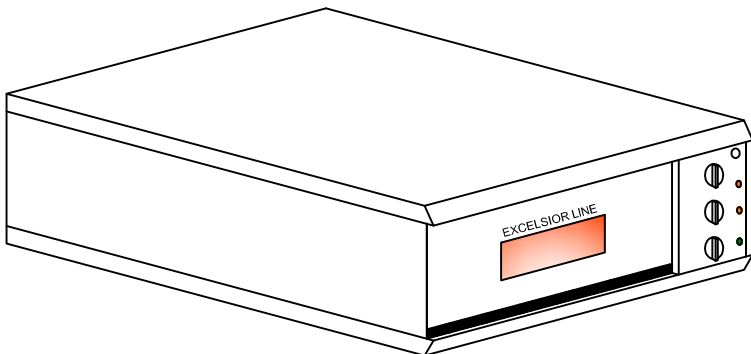
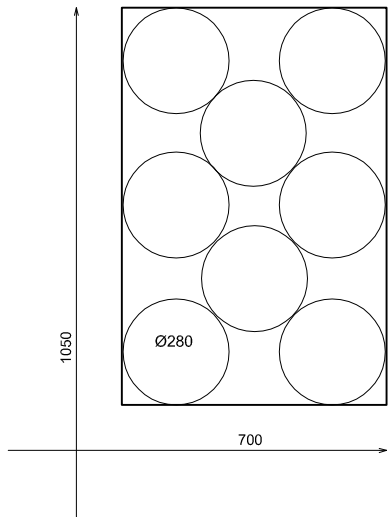

Frontansicht



Rückansicht



Grundriss



PIZZA EXCELSIOR GRANDE

STACKABLE / STAPELBAR

AUSFÜHRUNG IN EDELSTAHL / STAINLESS STEEL STYLE

ALLE MÄßE IN / ALL DIMENSION IN : mm	SCALE / MÄßSTAB: 1 : 20	MÄßTOLERANZ / DIMENSION TOLERANCE: ± 3 mm			BLATT FORMAT / SHEET FORMAT: A4	(ERST. DATUM / DATE CREATED): 30.01.2009	
STROMANSCHLUß / ELECTRIC CONNECTION		BREITE / WEIGHT	TIEFE / LENGHT	HÖHE / HEIGHT	BACKFLÄCHE / BACK AREA	ANCHLUßWERT / CONNECTION VALUE:	BEST.NR. / ORDER NO. :
Grande I		950mm	1280mm	430mm	700x1050mm	12 kW, 380 - 420V	02340
Grande II		950mm	1280mm	860mm	2x 700x1050mm		
Grande III		950mm	1280mm	1290mm	3x 700x1050mm		

OBER- UND UNTERHITZE GETRENNT REGELBAR MIT 2 ; 4 ODER 6 THERMOSTATEN BIS 500°C / UPPER AND LOWER HEAT SEPARATELY REGULATED WITH 2 ;4 OR 6 THERMOSTATS TO 500 ° C